

Public Health Community Board Profile 2020 – Missendens

Why are communities important for our health?

The community we live in is one of the most important factors for our health. We thrive in communities with strong social ties, a feeling of togetherness and a sense of belonging. Our local social, economic and physical environment can affect our health directly, the health behaviours we adopt such as being physically active, and sometimes whether we access health and care services. The local environment we live in is vitally important throughout the whole of our life course, from *before* we are born right up until the end of our lives.

The indicators included in this Community Board Profile are all important markers of the health and wellbeing of your community, and highlight areas where things are going well but also importantly where improvements can be made. Strong communities will be a key driver for recovery from the impact of the COVID-19 pandemic.

Please note that this profile is a high level overview of health and wellbeing indicators from existing data. Communities will have more intelligence on local issues and assets which can be incorporated into the full picture of local needs and how they can best be met.

The people in your community

It is important to understand who lives in your community to understand their health and wellbeing. Factors such as age, ethnicity and level of deprivation influence our physical and mental health. Understanding these factors may help decide which interventions may be needed to improve the overall health and wellbeing of the community.

Missendens community board:

- Has a population size of 15,080
- Has an **older age profile** compared with County, with 4.4% of the population < 5 years old (County average = 6.0%) and 25.9% > 65 years old (County average = 18.7%)
- Has a **less ethnically diverse population** compared to the County overall – Black, Asian and Minority Ethnic (BAME) population = 3.7%, compared with 13.6% in the County overall
- Has the **lowest score on the national Index of Multiple Deprivation measure¹** in the County (a higher score indicates a greater level of deprivation based on a range of aggregated indicators)
- Has a **similar life expectancy for both men and women** to the County average (but both higher than the England average)

Natural & built environment in your community

Being in contact with the natural environment is vital for our mental wellbeing and physical health at all ages. Air pollution contributes to a range of poor health outcomes including low birth weight babies,

¹ The Index of Multiple Deprivation (IMD) is The Government's official measure of relative deprivation in small areas in England called lower-layer super output areas. IMD includes seven domains to provide an overall measure. The domains are: income deprivation; employment deprivation; education, skills and training deprivation; health deprivation and disability; crime; barriers to housing and services; and living environment deprivation.

stroke, dementia, lung disease and heart disease. The environment affects our mental health and ability to adopt healthy behaviours such as being physically active.

Missendens community board:

- Has a **lower proportion of green space coverage** compared with the South East average (2.3% vs 3.2%)
- Has a **similar level of air pollution** is compared with the South East average

Growing up in your community

What happens in pregnancy and early childhood impacts on physical and mental health all the way to adulthood. Important factors in the early years include being born at a healthy birth weight, growing up in a household with sufficient income, receiving a good education and adopting healthy behaviours from childhood.

Missendens community board:

- Has the **lowest number of live births** in the County
- Has a **higher proportion of low birth weight babies** (7.7%) compared to the County average (7.0%)
- Has a **lower proportion of children living in income deprived households or poverty** (7.5%) compared with the County average (12.1%)
- Has a **higher proportion of 'School Ready' children** (78.6%) compared with the County average (74.3%)
- Has a **lower proportion of overweight or obese Year 6 children** (22.7%) compared with the County average (29.4%)

Health behaviours in your community

The four main health behaviours – smoking, physical inactivity, unhealthy diet and alcohol misuse - account for 40% of all years lived with ill health and disability. Addressing these four behaviours could lead to a reduction by up to 80% in new cases of heart disease, stroke and type 2 diabetes and a reduction of 40% in new cases of cancer. It has been shown that obesity in adults is a risk factor for worse outcomes following infection with coronavirus (COVID-19) as well as other poor health outcomes.

Missendens community board:

- Has a **lower smoking prevalence** (11.0%) than the County average (14.6%)
- Has a **similar proportion of physically inactive adults** (16.7%) compared with the County average (16.5%)
- Has a **lower proportion of obese adults** (26.9%) compared with the County average (31.4%)
- Has a **similar rate of residents receiving treatment for alcohol and non-opiate misuse** (129.3 per 100,000) to the County overall (128.5 per 100,000)

Long term conditions and healthcare usage in your community

Long term conditions such as diabetes not only cause significant amounts of poor health to individuals but they also lead to higher use of health care and social care. These conditions are often preventable by adopting healthy behaviours as above, but also through dedicated prevention strategies such as the NHS

Health Checks programme. People with some long term conditions like diabetes and heart disease appear to be at higher risk of poorer outcomes following infection with coronavirus (COVID-19).

Missendens community board:

- Ranks **amongst the highest** for proportion of adults with dementia, **but amongst the lowest** for **high blood pressure, depression, diabetes and cancer** compared with the other Community Boards
- Ranks **amongst the lowest** for emergency admissions to hospital overall for adults, **but ranks highest** for emergency admissions for mental health and children aged 0 – 5 years compared with the other Community Boards
- Has a **lower rate of uptake of NHS Health Checks** (35.9%) compared with the County average (43.8%)

Vulnerable groups in your community

Individuals in certain vulnerable groups (e.g. those who are socially isolated, unemployed or living on low incomes) experience worse mental and physical health outcomes compared with the general population. People who experience social isolation and loneliness are more likely to experience depression and anxiety, be physically inactive, smoke and drink alcohol and have an increased risk of heart disease and dementia and die prematurely.

Missendens community board:

- Has a **lower proportion of unemployment benefit claimants** (2.0%) compared with the County average (2.9%)
- Has **1,860 residents living in households at higher risk of food poverty** – 2.3% of the County total and lower than the County average
- Has a **similar rate of domestic abuse related incidents and crime** compared to the County average
- Has a **lower personal debt per person** amount (£662) to the County average (£787)
- Has areas in which **the risk of loneliness (65+ years) are among the lowest** in the County
- Has a **lower proportion of residents seeking support from the Citizens Advice Bureau** compared with the County average, although this proportion has increased since the COVID-19 lockdown (most frequent issue advice was requested for was **benefits and tax credits**)

The impact of COVID-19 in your community

COVID-19 has undoubtedly had an impact across Buckinghamshire. The pandemic has brought out the best in many communities in terms of community spirit and volunteering efforts. However, COVID-19 has also affected groups in the community in terms of unemployment, debt, food poverty and mental health.

In Missendens community board, as of 26th May 2020:

- There were **525 residents shielding** – 2.9% of County total
- There were **75 residents receiving government food deliveries** – 2.6% of the County total
- There were **21 residents requesting essential supplies** – 2.5% of the County total
- There were **112 residents requesting help with basic care** – 3.0% of the County total

Recommendations based on this public health profile

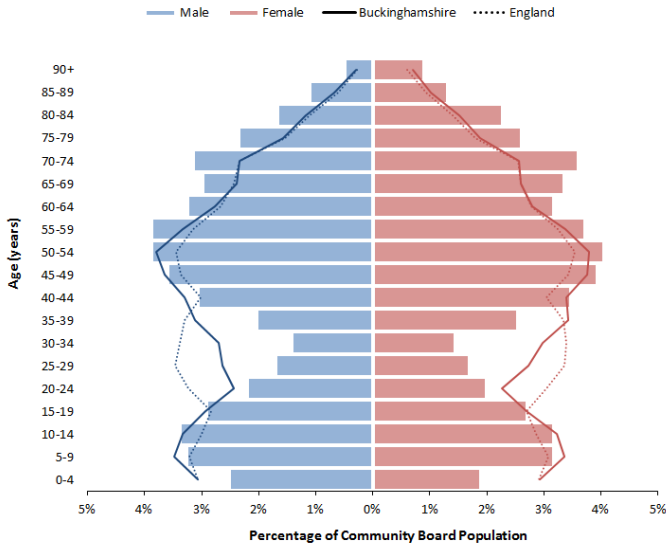
1. Reducing **smoking, obesity** and **physical inactivity** are key areas for your community as they are major causes of preventable ill health and death. The Council's Live Well Stay Well service can support your community to stop smoking, lose weight and get active. Anyone can self-refer themselves to this service.
2. This community has **one of the highest proportions of low birth weight babies** in the County. Low birth weight is associated with poorer health outcomes later in life. Interventions that support women to achieve a healthy pregnancy, particularly older mothers, can reduce the risk of babies being born with a low weight.
3. This community has an **older age profile** and a **higher proportion of residents with dementia** compared with the County overall. Dementia-friendly initiatives should be explored.
4. The Missendens have a relatively **low uptake of NHS Health Checks**, which is a programme that can help residents live healthier lives in middle and older age by identifying their risk of heart disease, diabetes and kidney disease. People with long term conditions like **diabetes and heart disease** appear to be at higher risk of poorer outcomes following infection with coronavirus, so promoting the NHS Health check is strongly encouraged. Other programmes to support community members at risk of COVID-19 due to their long term conditions should also be considered.
5. **COVID-19** has particularly impacted The Missendens. As part of the local recovery plan, initiatives to improve mental health and wellbeing are important to consider, particularly as this community has the **highest number of emergency admissions to hospital for mental health illnesses** in the County. Poor mental health has been shown to be exacerbated by COVID-19, its impacts on the economy and restrictions due to lockdown. Initiatives that support resilience, employment and community cohesion are worth considering as part of the recovery.

Missendens

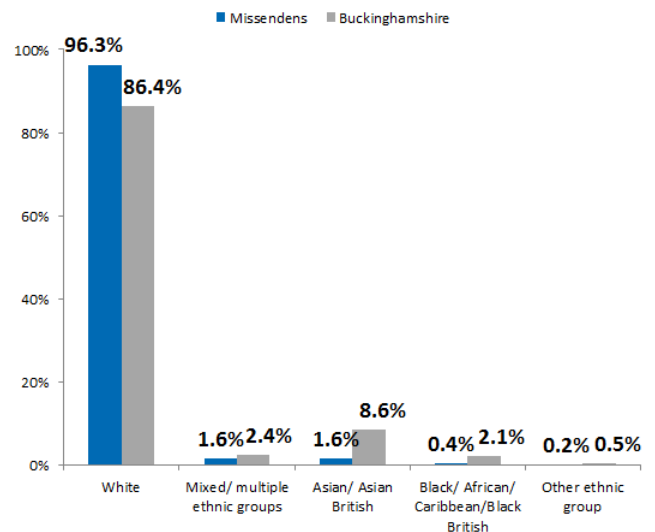
Public Health Community Board Profile 2020

The people in your community (population size = 15,080)

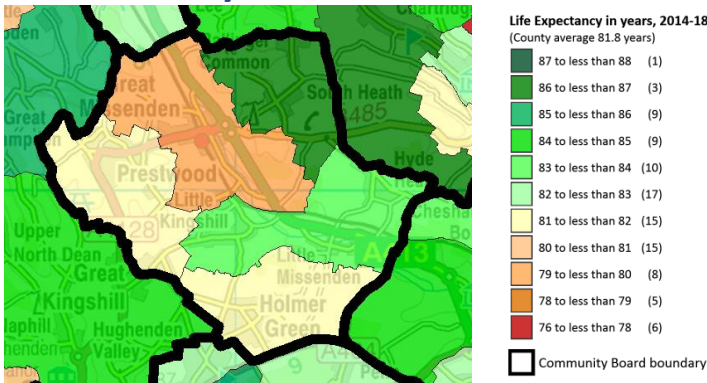
Age structure (2018)



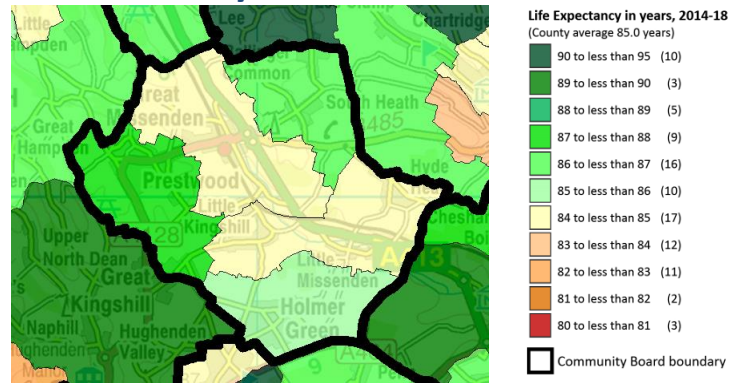
Ethnicity (2011 Census)



Life Expectancy at birth (males) by ward, 2014-18



Life Expectancy at birth (females) by ward, 2014-18



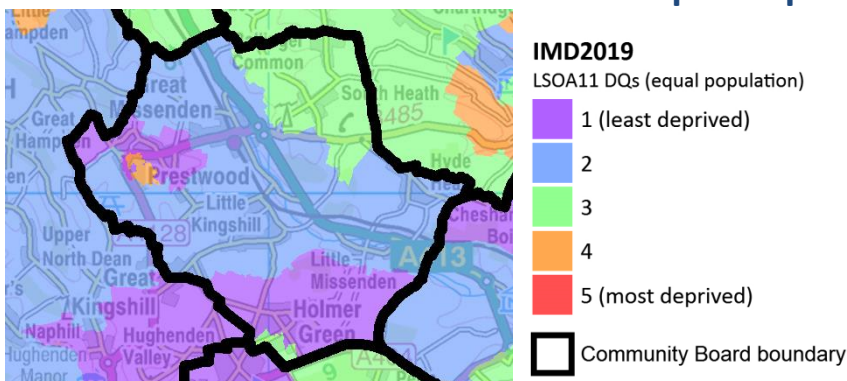
81.6 years
81.8 years
79.6 years

Missendens
Buckinghamshire
England

85.7 years
85.0 years
83.2 years



Index of Multiple Deprivation, 2019



Missendens 4.5
Buckinghamshire 10.1
England 21.7

(a higher value indicates a greater level of deprivation)

Growing up in your community



117 Number of live births (2018)

7.7% of low birthweight babies

Bucks (2018) 7.0%; England (2017) 7.4%



Data pending

Number of children known to social services

Bucks X; England X



7.5%

Children in poverty (2018)
Bucks 12.1%; England 18.2%



78.6%

School Readiness (2018/19)
Bucks 74.3% England 71.8%



22.7%

Year 6 children are overweight and obese (2018/19)
Bucks 29.4%; England 34.3%



Data pending

Pupil average attainment 8 score
Bucks 52.7%; England 46.9%

Health behaviours in your community



129.3

people (aged 18+) receiving treatment for alcohol & non-opiate misuse per 100,000 population
Bucks 128.5 per 100,000 (2018-19)



11.0%

Smokers aged 15+
Bucks 14.6%; (Jan 2020)
England 16.7% (2018/19)



26.9% ¹

Adults recorded as obese (June 2020) on primary care registers
Bucks 31.4%



16.7%

Physically inactive adults (2017/18)
Bucks 16.5%; England 21.4% (2018/19)

The impact of COVID-19 in your community - As of 26th May '20



525

No. of residents shielding
Bucks 17,833



75 ²

No. of residents receiving government food deliveries
Bucks 2,860



21

No. of residents requesting essential supplies
Bucks 827

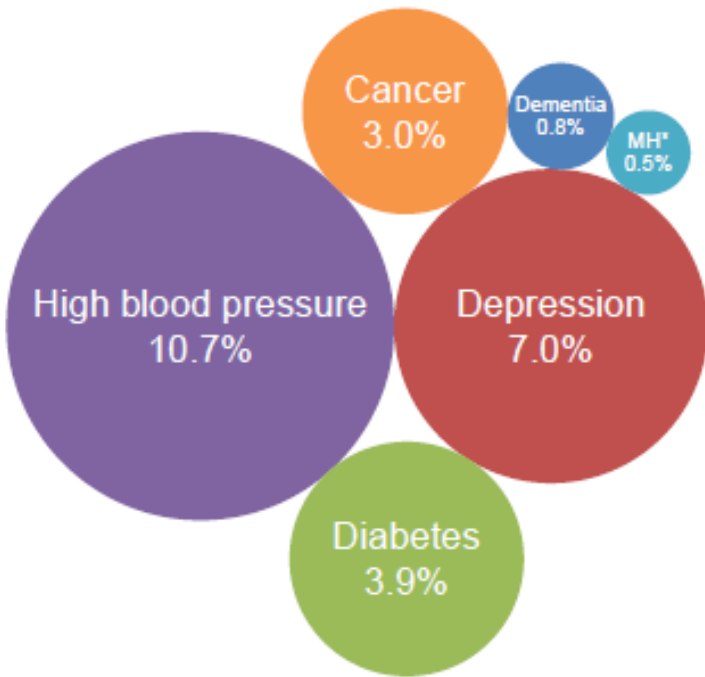


112

No. of residents requesting help with basic care
Bucks 3,688

Long term conditions and healthcare usage

% of people registered at GP practices on disease registers (as of June 2020)³



*Patients with schizophrenia, bipolar affective disorder and other psychoses as recorded on practice disease registers.

Emergency admissions to hospital (2018-19)

Compared to the other community boards (where 16th is the lowest rate of admissions)


15th out of 16 for overall emergency admissions

Highest for mental health and children aged 0 – 5 years

13th for respiratory disease

15th for cardiovascular disease and dementia

Lowest for cancer



NHS Health Checks

35.9%

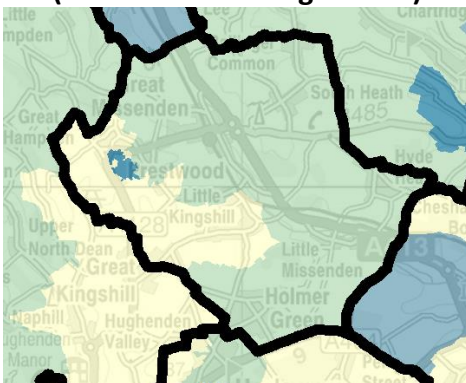
373 uptake

Bucks 43.8% (2019/20)

Vulnerable groups in your community

Risk of Loneliness at age 65+

(Darker colour = higher risk)



Risk of loneliness at age 65+

Darker = higher risk

-4.79 to -4.48

-4.48 to -4.17

-4.17 to -3.86

-3.86 to -3.55

-3.55 to -3.22

Community Board boundary

£662



Personal debt per person

Bucks £787;
England £698
(Sept 2019)



180

Unemployment Benefit Claimants
Missendens 2.0%; Bucks 2.9%; England 5.0%
(April 2020)



1,860 ⁴ (12.4%)

Number of residents living in households at higher risk of food poverty (Sept 2019)
Bucks 79,896 (14.9%)

Sources:

Population - Office for National Statistics, Mid-Year Estimates 2018

Ethnicity - 2011 Census

Life expectancy – Office for National Statistics and Buckinghamshire Public Health Intelligence, 2014-2018

Index of Multiple Deprivation (IMD) – Department of Communities and Local Government – 2019 Indices

Live births - Civil Registration Data - Births, NHS Digital, 2018

Low birthweight births – Public Health England Fingertips and Buckinghamshire Public Health Intelligence

Children in poverty – Department for Work and Pensions, 2018. Data taken from Local Insight⁵

School readiness - Business Intelligence, Buckinghamshire Council

Childhood excess weight – National Child Measurement Programme 2018/19 and Buckinghamshire Public Health Intelligence

Pupil attainment - Business Intelligence, Buckinghamshire Council

Alcohol treatment – 2016/17 to 2018/19, ILLY Links Carepath database and Buckinghamshire Public Health Intelligence

Smoking prevalence – General Practice registers, obtained via Graphnet

Adult excess weight – Public Health England, Fingertips, 2018/19

Physical inactivity – Local Insight⁴ and Public Health England Fingertips

Disease registers - Graphnet Population Segmentation Summary report

Emergency hospital admissions – Hospital Episode Statistics and Buckinghamshire Public Health Intelligence, accessed through Data Access Environment (DAE), NHS Digital

NHS Health Checks - TCR Nottingham database 2019/20

Impact of COVID-19 – Business Intelligence, Buckinghamshire Council

Risk of loneliness – 2011 Census

Personal debt per head – UK Finance, 2018, accessed through Local Insight⁵

Unemployment benefit claimants – Department for Work and Pensions, April 2020, accessed through Local Insight⁵

Food poverty - OA 2018 Mid-Year Estimates from NOMIS. University of Southampton - Estimating household food insecurity in England: 2019 MSOA estimates

Domestic abuse – Strategic crime assessment, 2018/19

CAB support – Citizens Advice Bureau 2020

Icons made by Freepik from www.flaticon.com

Notes

¹ Obesity data is calculated as a % of those with a BMI recorded. The number of patients with a recorded BMI will vary across practices and therefore the figures presented in this profile are to be used as an indication only.

² Data available for all persons registered with a Buckinghamshire CCG practice. Data not available for Buckinghamshire county residents who are registered with a non-Bucks practice (approximately 5% of population).

³ Figure is likely to be an underestimate as missing postcode data for around 1,000 residents in Buckinghamshire on that daily download.

⁴ Food poverty risk calculated based on household composition and benefits claims, calculated by University of Southampton.

⁵ Local Insight data is based on modelled estimates